


And sew on...



QUILTERS GUILD OF GRAND PRAIRIE

NEXT MEETING OCTOBER 4, 2021

FOUNDED JULY 5, 1993

Our Guild has been formed to preserve the heritage of quilting, to be a source of information and inspiration, to perpetuate high quality of excellence in quilting and to be a gathering place for people with a common interest.

PRESIDENT'S CORNER

Have you guys noticed the little bit, very little bit of cooler weather – “sweater weather” is coming! This month begins fall – autumn – pumpkin everything season. I’m ready for my yummy pumpkin spice latte fix and a new season of shows on TV. Time for the quilts and fall wreaths and candles and pumpkins. Time to slow down and enjoy the season.

Happy Fall Y’all.

DEBORAH CYPERT

GUILD MEETING PROTOCOL

Thanks for all your cooperation the last few months as we met during COVID-19.

Now that things are opening back up and most of us are vaccinated, we are relaxing the protocols. However, in keeping with the protocols of First Presbyterian Church of Grand Prairie, as well as Dallas County, masks are now required regardless of vaccine status. As always, if you are sick, please stay home.

JOIN US

Regular monthly meetings are held on the first Monday of each month from 7 p.m. until 9 p.m. at First Presbyterian Church of Grand Prairie, 310 S. W. 3rd St., Grand Prairie, Texas.

All visitors are welcome (ages 10 and up).

BIRTHDAY

CATHY MULLIN
OCTOBER 27

DOOR PRIZES

If your last name begins with **D, E, F** or **G** please bring a door prize to the October meeting and give it to Barbara Burnaugh. This is a voluntary effort, but most of us like to receive a door prize and we hope everyone will participate. Please bring only quilting related items such as: Quilting Notions, fat quarters, triangle paper, magnetic pin holders, scissors, Pigma pens, etc.

QGOGP.WORDPRESS.COM

MINUTES

- Quilter’s Guild of Grand Prairie Minutes September 6, 2021 Meeting
- The meeting was called to order at 7:00 p.m. by President Debi Cypert She welcomed everyone to the meeting.
- Debi passed around an article about the Quilt Guild she found from 2008.
- The minutes were approved as printed in the newsletter.
- The treasurer’s report was approved as printed in the newsletter and will be filed for audit.
- Remembrances: Former member Wanda Cargile passed away after the last Guild meeting.
- There were 16 members present.

- Birthdays: September birthdays were recognized — Holli and Evelyn.
- The newsletter deadline remains the 10th of the month.
- BOM: Elisabeth showed the “Halloween Bat Block”. Make as many as you want, put your name on them twice and bring them to the next meeting There will be a drawing to see who wins the blocks.
- Workshops: there will be a workshop on 9/18 to make Quilts of Valor blocks It’s at First Presbyterian Church from 9 am to 3 p.m.
- Stitch Groups: Grace reported there were 10 people at the August stitch group The next one is September 23rd starting at 9 a.m.
- Door prizes: Door prizes

were won by Elisabeth, Jane and Diane. We are now accepting door prize donations. Be on the lookout for the first letter of your last name to donate something in that month.

- Show & Tell: Debi and Grace
- Program: Discussed donating to Coats for Kids in lieu of exchanging gifts at the December meeting. Elisabeth will be the collection person. They will also accept hats and gloves. The October meeting program will be the schoolhouse. Debi, Nichole and Elisabeth will all have stations and do demos. Tonight’s program was about scraps.
- Meeting adjourned at 7:45 p.m.

MICHELLE RODRIGUEZ

2021 QUILT GUILD OFFICERS & BOARD

PRESIDENT : DEBORAH CYPERT : DCYPERT@SBCGLOBAL.NET	972-262-1233	PUBLICITY : CAROL FRANKLIN : CFRANKLIN1223@SBCGLOBAL.NET	972-264-5656
1ST VP, PROGRAMS : SHIRLEY LEWIS : POTHOLDERLADY@GMAIL.COM	972-262-5640	HOSPITALITY : DIANE LEWIS : DILEWIS883@GMAIL.COM	214-972-0042
2ND VP, WORKSHOPS : NICHOLE SCHMIEDESKAMP : NSCHMIEDESKAMP@GMAIL.COM		STITCH GROUPS : GRACE NORRIS : JGRUMP1@YAHOO.COM	972-264-3307
TREASURER : ANN STEVENSON : ANN_STEVENSON@SBCGLOBAL.NET	972-264-3712	DOOR PRIZES : BARBARA BURNAUGH : VBBURN.BB@GMAIL.COM	972-262-0169
SECRETARY : MICHELLE RODRIGUEZ : MICHELLE@PACO.ORG	972-623-25559	PARLIAMENTARIAN : SUE HEARD : GRAMMYHEARD@SBCGLOBAL.NET	972-602-0449
MEMBERSHIP : JOANNE GRANT : JOBEARGRANT@HOTMAIL.COM	214-336-3198	BLOCK PARTY : ELISABETH McMAHON : EMCMAHON9@TX.RR.COM	972-606-4587
NEWSLETTER : F. RODRIGUEZ : CONTACT@PACO.ORG	972-623-2555		

CALENDAR

QUILT PLANO 2021

Oct. 8-9, 2021
9 a.m. – 5 p.m. (each day)
Plano Event Center
2000 E. Spring Creek Parkway
Plano, TX 75074
One day admission - \$10/person
ggplano.org

INTERNATIONAL QUILT FESTIVAL

Oct. 23 - 31, 2021
George R. Brown
Convention Center,
Houston, TX
quilts.com

12TH ANNUAL KNIGHTS OF COLUMBUS BENEFIT QUILT SHOW

November 13, 2021 10 a.m. to 7 p.m.
22892 Mack Washington Ln.
Hempstead, TX 77445
facebook.com/KCCharityQuiltShow

OCTOBER PROGRAM

Our program for October will be a school house. Debi, Nichole, and Elisabeth have each graciously agreed to demo a technique, tool, or idea to use in our quilting journey. I look forward to learning something new.

Looking ahead, instead of exchanging gifts at

our December meeting, we will be collecting new coats, gloves, and hats for kids like we did last year. All sizes are needed for the school kids that will receive them. If you would like to participate, watch for sales and bring the coats to the November meeting.

See you October 4th.

SHIRLEY LEWIS

TREASURER'S REPORT

Beginning balance	\$1,564.58
Ending balance	\$1,564.58

ANN STEVENSON

Elisabeth's Bat Block

Fabric:

Moon:

1 x 4.5 inch square

Background:

7 x 4.5 inch squares

1 x 2.5 inch square

1 x 3 inch square

4 x 1.5 inch squares

Bat:


4 x 4.5 inch squares

1 x 1.5 inch square


1 x 2.5 inch square

1 x 3 inch square

Using the BG 1.5 inch squares, snowball the corners of the moon square.




Make the bat tail by using the Bat 1.5 in square to snowball one corner of a BG 4.5 inch square.



Using the BG 3 inch square and the Bat 3 inch square, make 2 HSTs.

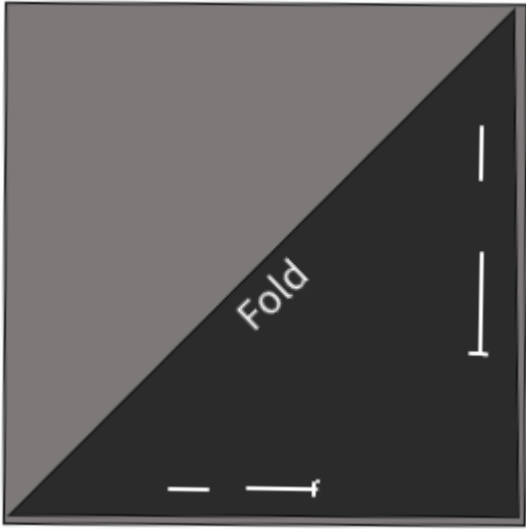
Place two squares of fabric right side together. Draw a line diagonally from one corner to the opposite corner. Sew $\frac{1}{4}$ " from either side of the line. Cut along the drawn line. Trim these down to 2.5 inch.

Use the 2 HSTs, 1 x Bat 2.5 square and 1 BG 2.5 square to make the bat head:




Fold the Bat 4.5 inch squares corner-to-corner (right sides out) and press.

Lay each folded triangle on top of a BG 4.5 inch square and pin.



Create the nine-patch bat block as shown, taking care to catch all raw edges in the seams:



Tack down each “flap” with a few stitches (either hand or machine) at the X spot.

In each square with a flap, fold back the fabric and machine topstitch, to make the bat’s “webbing”.

