


And sew on...



QUILTER'S GUILD OF GRAND PRAIRIE

NEXT MEETING FEBRUARY 3, 2020

FOUNDED JULY 5, 1993

Our Guild has been formed to preserve the heritage of quilting, to be a source of information and inspiration, to perpetuate high quality of excellence in quilting and to be a gathering place for people with a common interest.

PRESIDENT'S CORNER

I've seen some great fabric sales advertised lately. Local shops and on line shops are offering great deals, but I'm trying to ignore them. I have sooooo much fabric in my stash and soooo many unfinished projects. I was inspired by the January program and have been diligently working on one of my unfinished projects. How about you? I'm looking forward to finishing some projects so I can reuse the project boxes for new quilting ideas. I certainly don't need any more fabric, but it's still fun to look and I'm sure I will see something I have to bring home before long!

Happy quilting!

SHIRLEY LEWIS

DUES ARE DUE

Don't forget to pay your 2020 dues at the February 3rd meeting. Dues are \$20 for regular membership and \$15 for age 65 and over.

JOIN US

Regular monthly meetings are held on the first Monday of each month from 7 p.m. until 9 p.m. at First Presbyterian Church of Grand Prairie, 310 S. W. 3rd St., Grand Prairie, Texas.

All visitors are welcome (ages 10 and up).

DOOR PRIZES

If your last name begins with **H** or **L** please bring a door prize to the February meeting and give it to Barbara Burnaugh. This is a voluntary effort, but most of us like to receive a door prize and we hope everyone will participate. Please bring only quilting related items such as: Quilting Notions, fat quarters, triangle paper, magnetic pin holders, scissors, Pigma pens, etc.

QGOGP.WORDPRESS.COM

WHAT TO BRING TO THE MEETING

- ✓ NAME TAG
- ✓ FEB. B-O-M (PG. 4)
- ✓ SHOW-AND-TELL
- ✓ DOOR PRIZES FOR

H, L

BIRTHDAYS

DEBI CYPERT

FEBRUARY 3

CAROL FRANKLIN

FEBRUARY 7

JERI BUSH

FEBRUARY 10

DIANE LEWIS

FEBRUARY 12

MINUTES

- The meeting was called to order at 7:05 p.m. by President Shirley Lewis. She continued with the quote for the month which is from Quilting Digest: "My 2020 New Year's Resolution is to finish all the quilt projects from 2019 that I should have completed in 2018 after starting them in 2017 from fabric I bought in 2016 while having the patterns for them since 2015.
- The minutes from the previous meeting were approved as printed in the Newsletter.
- The treasurer's report was approved as printed and filed for audit.
- Remembrances: Joann G. will have shoulder surgery tomorrow. Cathy Mullin announced that she is now 10 years cancer free.
- Our meetings will continue to be listed in the Grand Prairie calendar of events.
- We had 26 members return and pay dues for 2020 as well as 1 previous member, Robyn Vercoe, who rejoined.
- Paco reminded everyone that the deadline for the Newsletter is still the 10th although he might grant a day or two of grace this month since the deadline is so

- close to the meeting date.
- TAQG – We have paid our dues for 2020. The meeting this month will be on Jan 25th and will be on officer development. If anyone is willing, Katrina could really use someone to help her with TAQG.
 - BOM – Seven ladies brought their blocks – Ann, Barbara B., Michelle, Elisabeth, Barbara G., Margaret, and Joann G.
 - Nichole announced that our 1st workshop will be held at 1st Presbyterian Church on Jan 18th from 9:00 to 3. It will be on making a 9-patch tote. Instructions will come via an e-mail blast this week.
 - Stitch-A-Bit will meet at their regular time and place this month - 1st Presbyterian Church, 9:00 a.m., January 23rd. Grace said that due to the health of her husband, she needs for someone to step up and take over the responsibility of the group. Those meeting on the 23rd will discuss the direction for the group in 2020.
 - Door Prizes: Winners were Joann G., Becky, Shirley L., and Jeri.
 - Old Business: Several items were reported on:

- Debi reported that the audit committee found the books to be in order.
- Shirley reported that the Girl Scouts have received the information on learning to sew and will contact us when they make a decision.
- Becky moved and Shirley A seconded that we join Quilts of Valor for a cost of \$30 for the Guild. Discussion was held and the motion carried. Becky volunteered to head the group and Barbara G. will help her.
- Elisabeth reminded everyone of the Quilt Show by the Grand Prairie Historical Museum and has forms for anyone wishing to participate.
- There was no new business.
- Show and Tell: Nichole, Elisabeth, Shirley A, and Jeri.
- Our program this month was showing of unfinished projects for the UFO Challenge. Several ladies will be participating: Shirley L. (5), Ann (1), Nichole (2), Becky (4), Shirley A (5), Grace (4), Elisabeth (3), Sharon (5), Debi (5), and Michelle (5).
- Our program next month will be on scissors.

SUE HEARD, SECRETARY

2020 QUILT GUILD OFFICERS & BOARD

PRESIDENT : SHIRLEY LEWIS : POTHOLDERLADY@GMAIL.COM	972-262-5640	PUBLICITY : CAROL FRANKLIN : CFRANKLIN1223@SBCGLOBAL.NET	972-264-5656
1ST VP, PROGRAMS : MICHELLE RODRIGUEZ : MICHELLE@PACO.ORG	972-623-2555	HOSPITALITY : DIANE LEWIS : DILEWIS883@GMAIL.COM	214-972-0042
2ND VP, WORKSHOPS : NICHOLE SCHMIEDESKAMP : NSCHMIEDESKAMP@GMAIL.COM	972-262-1233	STITCH GROUPS : GRACE NORRIS : JGRUMP1@YAHOO.COM	972-264-3307
TREASURER : ANN STEVENSON : ANN_STEVENSON@SBCGLOBAL.NET	972-264-3712	DOOR PRIZES : BARBARA BURNAUGH : VBBURN.BB@GMAIL.COM	972-262-0169
SECRETARY : SUE HEARD : GRAMMYHEARD@SBCGLOBAL.NET	972-602-0449	PARLIAMENTARIAN : SUE HEARD : GRAMMYHEARD@SBCGLOBAL.NET	972-602-0449
MEMBERSHIP : JERI BUSH : BUSH7191@SBCGLOBAL.NET	972-263-8734	BLOCK PARTY : ELISABETH McMAHON : EMCMAHON9@TX.RR.COM	972-606-4587
NEWSLETTER : F. RODRIGUEZ : CONTACT@PACO.ORG	972-623-2555	TAQG REP : KATRINA LINDLEY : KRAZYKAT1952@GMAIL.COM	817-691-5433

CALENDAR

JEFFERSON QUILT SHOW

January 24 - 25, 2020
"Quilts on the Bayou"
120 E. Austin St.
Jefferson, Texas 75657
jeffersonquiltshow.com

A NEW LEAF QUILT SHOW

Feb. 1 - 2, 2020
Piecemakers By The Bay
Quilt Guild
1302 W. Market St.,
Rockport, Texas 78382
piecemakersbythebay.org

QUILTCON 2020

Feb. 20-23, 2020
Modern Quilt Guild
Austin Convention Center
Austin, Texas
quiltcon.com

PIECEMAKERS' 38TH ANNUAL QUILT SHOW

Oct. 5 - 30, 2020
Warehouse Living
Arts Center
119 West 6th Avenue,
Corsicana, Texas, 75110
corsicanaquiltguild.com

FEBRUARY PROGRAM

The program for February 3rd will be all about scissors. We will talk about different terms and different kinds of scissors. If you have a certain brand or favorite pair, bring them and let us know why they are your favorite.

MICHELLE RODRIGUEZ



TREASURER'S REPORT

Beginning balance	\$970.03
Deposit	445.00
Ending balance	\$1415.03

ANN STEVENSON




REMINDERS

- Be sure to wear a name tag at our meetings. If you don't wear a name tag, you will be charged 50 cents each time.
- Articles for the newsletter are due by the 10th of the month. Any articles not received by the 10th of the month may or may not get published in that month's newsletter.
- The newsletter is published monthly usually within 10 days of



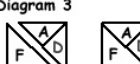


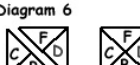
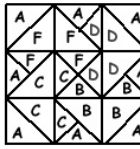
the meeting date (first Monday of each month). You will receive an e-mail with a link to the website (qgogp.wordpress.com). All previous newsletters are archived on our website. You may also go to our Facebook page. Our newsletter link is posted there monthly. If, at any time, you cannot find your newsletter or have deleted the e-mail with the link, you could do an internet

- search for "quilter's guild of grand prairie" to find our website.
- If you have a question about a program, a workshop, or the block of the month, be sure to contact the person(s) in charge of whatever you have a question about. The names, phone numbers and e-mails are all listed in the newsletter.
- Please silence your cell phone during our meetings.

FEBRUARY BLOCK ARRANGEMENT

<h3 style="margin: 0;">Star Tricked</h3> <p style="margin: 0;">(12" finished block, Make one block)</p>		
(A) Black	Cut 2 squares 4 7/8", cut once diagonally Cut one 5 1/4" square; cut twice diagonally	
(B) Green	Cut 1 square 4 7/8", cut once diagonally Cut 1 square 5 1/4", cut twice diagonally. Use 2 of the triangles.	
(C) Red	Cut 1 square 4 7/8" , cut once diagonally Cut 1 square 5 1/4", cut twice diagonally. Use 2 of the triangles.	
(D) Yellow	Cut 1 square 4 7/8", cut once diagonally Cut 1 square 5 1/4", cut twice diagonally. Use 2 of the triangles.	

Assembly & Block Construction of the Star Tricked

<p>Diagram 1</p>  <p>Diagram 2</p>  <p>Diagram 3</p>  <p>Diagram 4</p>  <p>Diagram 5</p>  <p>Diagram 6</p>  	<ol style="list-style-type: none"> 1. Sew one (1) Black (A) HST to one (1) Blue (F) HST. See diagram 1 for placement. 2. Sew one (1) Black (A) QST to one (1) Yellow (D) QST. See diagram 2 for placement. 3. Sew one (1) Blue (F) HST to the unit made in step 2. See diagram 3 for placement. 4. Measurement check. Block should measure 4 1/2". 5. Sew one (1) Blue (F) QST to one (1) Yellow (D) QST. See diagram 4 for placement. 6. Repeat steps 1 thru 4 using the Green, Yellow and Red pieces. 7. Sew one (1) Red (C) QST to one (1) Green (B) QST. See diagram 5 for placement. 8. Sew the unit from Step 5 and Step 6 together as shown in diagram 6. Press and set aside. <p>Assembly</p> <ul style="list-style-type: none"> • Sew the rows together as shown in diagram. • Press and YOUR block is complete. <p>Block should measure 12 1/2" square.</p>
--	---

If you have any questions about these directions, please contact Elisabeth McMahon.